

270|275 Amberjack®

SC

SPECIFICATIONS



The 270/275 Amberjack's deeper V-hull gives it a great ride under a variety of water conditions, while the standard 100-gallon fuel capacity allows for extended cruising. The extra-wide beam creates an open cockpit that's perfect for day cruising, fishing, or whatever your plans call for.


OVERALL LENGTH: W/INTEGRAL

EXTENDED SWIM PLATFORM.....	30'	9.14 M
BEAM:	8' 6"	2.59 M
DRAFT: STERNDRIVE DOWN	44'	112 CM
DRAFT: STERNDRIVE UP	15'	38 CM
DRY WEIGHT:.....	7,325 LBS.	3,323 KG
FUEL CAPACITY:.....	100 GAL.	378.5 L
WATER CAPACITY:.....	28 GAL.	106 L
HOLDING TANK:	28 GAL.	106 L
DEAD RISE:.....	21°	21°


GEL COAT OPTIONS




ARTIC WHITE



BLACK



BLUE



PEWTER

270|275 *Amberjack*[®]

SC

SPECIFICATIONS

FEATURES

& STANDARD EQUIPMENT

HULL & DECK FEATURES

- Bow & Stern Eyes, Stainless Steel
- Bow Rail, Stainless Steel w/Welded Stanchions
- Cleats, 8" Thru-Bolted - Stainless Steel (8)
- Deck Fill Plates, Stainless
- Drain Plug, Brass-Threaded - Garboard
- Gel Coat, Arctic White
- Graphics, Striping
- Handrails, Stainless Steel - Transom, w/Integral Ski Tow Eye - Lower Transom
- Hatch, Deck Vent - Clear, Tinted & Tempered w/Locks & Sky Screen Cover - Trapezoidal
- Light, Stern - Removable
- Lights, Navigation - Stainless Steel
- Portlights, Stainless Steel (4 Opening)
- Resin, High-Performance Vinylster
- Rub Rail, PVC w/Stainless-Steel Insert
- Storage, Anchor w/Hatch
- Storage, Transom Wall (for Fenders & Gear)
- Stringer System, Fiberglass
- Swim Platform, Extended w/Concealed Stainless-Steel Four-Step Swim Ladder w/Integral Grab Handle
- Thru-Hull Fittings, Stainless Steel
- Vent System, Engine Room - Integral
- Windshield, Tempered/Tinted Curved Glass w/Walk-Thru & Stainless-Steel Supports
- Windshield Wiper - Starboard
- Canvas (Sunbrella[®]):**
 - Aft Curtain w/Bungee Straps
 - Ball & Socket Fittings
 - Black Bimini Top w/Boot & Vertical Storage
 - Canvas Storage Bag
 - Front Curtains
 - Side Curtains
- Certifications:**
 - Meets Applicable USCG & ABYC Standards
 - NMMA Certification
 - Mercury Installation Quality Certification

COCKPIT FEATURES

- Beverage Holders (6) Stainless Steel
- Door, Cabin Entry - Sliding & Lockable - Fiberglass w/Integral Steps
- Door, Transom - Acrylic
- Fish Box, Insulated w/Acrylic Lid - Transom
- Floor Liner, Fiberglass - Self-Bailing Glove Box
- Hatch, Engine Room - Gas Assisted
- Lighting, Indirect
- Outlet, 12V Accessory
- Outlet, 120V GFI Protected
- Rod Racks, Side Coaming - Port & Starboard
- Seating, Aft Bench - Foldaway
- Seating, Back-to-Back Lounger - Adjustable w/Fiberglass Storage Base - Port
- Seating, Bucket w/Swivel, Slider, Flip-Up Thigh-Rise Bolster & Rotocast Shell - Helm
- Storage, Floor w/Gas-Assisted Hatch

CABIN FEATURES

- Carbon Monoxide Monitor
- Carpet, Deep-Pile BCF - 44-Ounce
- Lighting, 12V
- Outlets, 120V GFI Protected
- Stereo, Clarion[®] 12V AM/FM Single CD & Sirius[®] Satellite Receiver w/Antenna, MP3 Port, Speakers (2 Coax - Cabin & 2 Component - Cockpit) & Digital Cockpit Remote Control
- Wood Interior Package - Cherry Wood Cabinets

Galley:

- Countertop, Molded Fiberglass w/Sink, Faucet, and Corian[®] Sink Cover
- Handrail, Stainless Steel
- Microwave, 120V
- Outlet, 12V Accessory
- Refrigerator, Dual-Voltage - 120V/12V
- Storage, Upper & Lower
- Trash Receptacle

Mid-Berth:

- Optional Bunk, Double
- Curtain, Privacy

V-Berth:

- Filler Cushions w/Dedicated Storage
- Hanging Locker
- Mirrored Rope Locker Bulkhead
- Seating, V-Berth w/Storage Below - Converts to Bed
- Storage, Gunwale Cabinets
- Table, Dinette - Solid Wood w/Designated Storage

Head:

- Handrail, Stainless Steel
- Head (VacuFlush[®])
- Head, Enclosed - Fiberglass w/Shower & Curtain
- Mirror
- Vanity w/Sink, Faucet & Storage Below

TECHNICAL FEATURES

Control Station:

- Alarms, High-Water - Bilge
- Compass
- Horn
- Instrument Panels - High-Gloss Black Coral & Burl
- Shift & Throttle Lever w/Trim Switch & Lanyard Stop Switch
- SmartCraft[™] Diagnostic:
 - Instrumentation, Custom Sea Ray[®] SmartCraft w/Low-Glare Blue Night Lighting & Chrome Bezels (Includes: Speedometer, Fuel Level, Oil Pressure, Trim, Water Temperature)
 - SmartCraft System Tachometer (Includes: Depth, Engine Alarm/Hour Meter, Fuel Consumption/Usage, Trim Level, Troll Control)
- Steering, Power-Assisted
- Steering, Tilt Wheel
- Steering Wheel w/Black Spokes & Polished Centerpiece
- Switch Panel, Backlit w/ Weatherproof Lighted Chrome Toggle Switches

Electronics:

- Depth Finder - Techsonic (Diesel Only)
- VHF Radio w/8' Fiberglass Antenna & Stainless-Steel Ratchet Mount

Electrical Systems:

- Battery Charger/Converter, 120V
- Battery Switch, Dual
- Battery Trays w/Mounts
- Fuse Block
- Isolator, Galvanic
- Panel, DC Main Breaker
- Panel, Main Distribution - AC/DC
- Shore Power, 120V/30 Amp w/50' Cord & Adapter
- Wiring, Color-Coded w/Chafe Protection

Engine Room:

- Bilge Pump, 12V Automatic w/High-Water Sensor
- Blower, 12V Bilge
- Fire Suppression System
 - Automatic w/Manual Pull
- Gel-Coated Engine Room
- Insulated Engine Room
- Lighting, 12V

Fuel System:

- Fuel Lines, USCG - Type A-1
- Fuel Tank w/Electronic Shutoff Valve & Electric Sending Unit

Water System:

- Freshwater Washdown Spigot w/Dockside Water Inlet
- Pressure Water System w/12V Pump
- Water Heater, 120V - 6-Gallon w/Exchanger
- Water Tank - 28-Gallon

Waste Systems:

- Head System (VacuFlush[®])
- Holding Tank Level Indicator - Head
- Holding Tank w/Dockside Pump-Out - 28-Gallon
- Sump Box w/Pump, Automatic

Underwater Gear:

- Trim Tabs, Hydraulic

STANDARD PROPULSION

- MX6.2 MPI Bravo III MCM (320 hp - 239 kW)
- Propellers, Stainless Steel
- Oil Filter - Remote

270|275 *Amberjack*®

SC

SPECIFICATIONS

OPTIONS & ACCESSORIES

OPTIONAL PROPULSION

Gasoline Sterndrives:

- MX6.2 MPI Horizon Bravo III MCM* (320 hp - 239kW)
- 496 Magnum Bravo III MCM* (375 hp - 280 kW)
*Fuel-Injected Engines Std. w/Stainless-Steel Propeller & Remote Oil Filter

Diesel Sterndrive:

- Volvo D6-310 DP (298 hp - 219 kW) (SmartCraft Systems N/A on Diesel Engine Applications)

Generator Options

- 5.0 kW Kohler® Low CO - Gas, 120V/60 Cycle
- 4.0 kW Kohler - Diesel, 120V/60 Cycle
- 4.0 kW Kohler Low CO - Gas, 220V/50 Cycle (Int'l)
- 3.5 kW Kohler - Diesel, 220V/50 Cycle (Int'l)
- Includes Remote Start, Muffler & Stainless-Steel Exhaust Outlet, Closed Cooling, Remote Fuel Filter, Seacock & Seawater Strainer. (Generator manufacturer and size may vary due to product availability.)

OPTIONAL PACKAGE

Fishing Package:

- Arch, Tubular - Aluminum w/Rocket Launchers
- Bait-Prep Station w/Recirculating Live Baitwell System, Sink w/Pull-Out Sprayer, Cutting Board, Stainless-Steel Handrail, & Carry-On Cooler
- Rod Holders (4)
- Washdown System - Seawater

INDIVIDUAL OPTIONS

- Air Conditioning/Heating 120V/60 Cycle (7,000 BTU)
- Arch, Tubular - Aluminum w/Rocket Launchers
- Anchor Chute w/Hawse Pipe
- Bottom Paint
- Canvas, Blue or White (In Lieu of Black)
- Canvas, Cockpit Cover w/Canvas Storage Bag
- Carpet Liner, Snap-In
- Carpet Runners, Interior Sunbrella®
- CD Changer, 6-Disc
- Coast Guard Safety Kit
- Colored Hull - (Blue, Black or Pewter) w/Bottom Paint - Required
- Flagpole w/Base & American Flag
- Fishfinder/Chartplotter/GPS, 7" Color LCD - Raymarine C70 w/DSM 300
- Fishfinder, Navman Trackfish 6600
- Flooring, Teak - Cabin
- Gel-Coated Dash - Nickel
- Gray Water System
- Lighting, Underwater Swim Platform
- Macerator w/Seacock Interlock System
- Seating, Back-to-Back Lounger - Adjustable w/ Fiberglass Storage Base - Starboard (Not Available w/Fishing Package or Wet Bar Options)
- Shower, Transom - Hot & Cold
- Spotlight, 5" Remote-Controlled
- Stereo, Premium Cockpit Sound System w/Upgraded Component Speakers, Amplifier, Subwoofer & Transom Stereo Remote (Replaces Std. Stereo)
- Stereo Remote Control, Additional Unit on Transom
- Stove, Butane - Single-Burner
- Stove, 120V/60 Cycle - Alcohol/Electric - Single-Burner
- Table, Cockpit w/Designated Storage
- TV, 10.4" LCD Flip-Down - 12V w/Remote DVD Player, Dockside Inlet & Antenna - (Available only w/Arch)

- Wet Bar w/Sink, Pull-Out Sprayer, Cutting Board, Storage Bin, Drink Holder, Handrail, and Carry-On Cooler w/Designated Storage
- Windlass, Chain w/Foot Switches
- Windlass, Rope/Chain w/Foot Switches
- Storage Cradle
- CE Option

STANDARD CABIN
(Shown w/Optional Mid-Berth)



COCKPIT LAYOUT
W/OPTIONAL SEATING



COCKPIT LAYOUT W/STANDARD SEATING
(Shown w/Optional Bait-Prep Station)

