

260|275 *Sundancer*®

SC

SPECIFICATIONS



This powerful cruiser is designed with greater dead rise to provide a smoother, more comfortable ride. Standard equipment includes a bimini top with boot, plus aft, front and side curtains with canvas storage bag.


OVERALL LENGTH:

W/INTEGRAL SWIM PLATFORM .. 28'	8.50 M
BEAM:	8' 6"..... 2.59 M
DRAFT: STERNDRIVE DOWN	39'..... 99.1 CM
DRAFT: STERNDRIVE UP	22'..... 55.9 CM
DRY WEIGHT:.....	7,500 LBS..... 3,402 KG
FUEL CAPACITY:.....	84 GAL..... 317.9 L
WATER CAPACITY:.....	28 GAL..... 106 L
HOLDING TANK:	28 GAL..... 106 L
DEAD RISE:.....	21°.....21°


GEL COAT OPTIONS




ARTIC WHITE



BLACK



BLUE



PEWTER

260|275 Sundancer®

SC

SPECIFICATIONS

FEATURES

& STANDARD EQUIPMENT

HULL & DECK FEATURES

- Bow & Stern Eyes, Stainless Steel
- Bow Rail, Stainless Steel w/Welded Stanchions
- Cleats, Custom Sea Ray® 8' Thru-Bolted - Stainless Steel (6)
- Deck Fill Plates
- Drain Plug, Brass-Threaded - Garboard
- Gel Coat, Arctic White
- Graphics, Striping
- Handrail, Stainless Steel - Transom
- Hatch, Deck Vent - Clear, Tinted & Tempered w/Locks & Sky Screen Cover - Trapezoidal
- Light, Stern - Removable
- Lights, Navigation - Stainless Steel
- Portlights, Stainless Steel (4 Opening)
- Resin, High-Performance Vinylster
- Rub Rail, PVC w/Stainless-Steel Insert
- Ski Tow Eye, Stainless Steel - Flush-Mount
- Storage, Anchor w/Hatch
- Storage, Transom Wall - (For Fenders & Gear)
- Stringer System, Fiberglass
- Swim Platform, Integral/Extended w/Concealed Stainless-Steel Four-Step Swim Ladder
- Thru-Hull Fittings, Stainless Steel
- Vent System, Engine Room - Integral
- Windshield, Tempered/Tinted Curved Glass w/Walk-Thru & Stainless-Steel Supports
- Windshield Wiper - Starboard
- **Canvas (Sunbrella®):**
 - Aft Curtain w/Bungee Straps
 - Ball & Socket Fittings
 - Black Bimini Top w/Boot & Vertical Storage
 - Canvas Storage Bag
 - Front Curtains
 - Side Curtains
- **Certifications:**
 - Meets Applicable USCG & ABYC Standards
 - NMMA Certification
 - Mercury Installation Quality Certification

COCKPIT FEATURES

- Beverage Holders (12) Stainless Steel
- Cooler, Carry-On w/Designated Storage
- Door, Cabin Entry (Sliding Lockable) - Fiberglass w/Integral Steps
- Door, Transom - Acrylic
- Floor Liner, Fiberglass - Self-Bailing
- Glove Box
- Hatch, Engine Room - (Electrically Actuated)
- Lighting, Indirect
- Outlet, 12V Accessory
- Outlet, 120V GFI Protected
- Seating, Curved Lounger - Port
- Seating, Bucket w/Swivel, Slider, Flip-Up Thigh-Rise Bolster, & Rotocast Shell - Helm
- Seating, Semi U-Shaped - Aft w/Fiberglass Storage Base
- Steps, Boarding - Molded-In
- Wet Bar w/Corian® Countertop, Sink, Stainless-Steel Faucet, Beverage Holders, Stainless-Steel Handrail, & Storage Below

CABIN FEATURES

- Carbon Monoxide Monitor
- Carpet, Deep-Pile BCF - 44-Ounce
- Lighting, 12V
- Outlets, 120V GFI Protected
- Stereo, Clarion® 12V AM/FM Single CD & Sirius® Satellite Receiver w/Antenna, MP3 Port, Speakers (2 Coax - Cabin & 2 Component-Cockpit) & Digital Cockpit Remote Control
- Wood Interior Package - Cherry Wood-Finished Cabinets

Galley:

- Countertop, Molded Fiberglass w/Sink, Faucet & Corian Sink Cover
- Handrail, Stainless Steel
- Microwave, 120V
- Outlet, 12V Accessory
- Refrigerator, Dual-Voltage -120V/12V
- Storage, Upper & Lower
- Stove, Butane - Single-Burner
- Trash Receptacle - Under Step

V-Berth:

- Filler Cushions w/Dedicated Storage
- Hanging Locker
- Mirrored Rope Locker Bulkhead
- Seating, V-Berth w/Storage Below - Converts to Bed
- Storage, Gunwale Cabinets
- Table, Dinette - Solid Wood w/Designated Storage

Mid-Berth:

- Bunk, Double
- Curtain, Privacy
- Window, Sliding w/Screen

Head:

- Handrail, Stainless Steel
- Head (VacuFlush®)
- Head, Enclosed - Full Fiberglass w/Shower & Curtain
- Mirror
- Vanity w/Sink, Faucet & Storage Below

TECHNICAL FEATURES

Control Station:

- Alarm, High-Water Bilge
- Compass
- Horn
- Instrument Panels - High-Gloss Black Coral & Burl
- Shift & Throttle Lever w/Trim Switch & Lanyard Stop Switch
- SmartCraft™ Diagnostics:
 - Instrumentation, Custom Sea Ray SmartCraft w/Low-Glare Blue Night Lighting & Chrome Bezels
 - 4-In-1 Gauge: (Includes: Fuel Level, Oil Pressure, Trim, Water Temperature)
 - Speedometer
 - System Tachometer (Includes: Depth/Water Temp, Engine Alarms/Hour Meter, Fuel Consumption/Usage, Trim Level, Voltage, Digital Speed)
- Steering, Power-Assisted
- Steering, Tilt Wheel
- Steering Wheel w/Black Spokes & Polished Centerpiece
- Switch Panel w/Weatherproof Lighted Chrome Toggle Switches

Electronics:

- Depth Finder - Techsonic (Diesel Only)
- VHF Radio w/8' Fiberglass Antenna & Stainless-Steel Ratchet Mount

Electrical Systems:

- Battery Charger/Converter, 120V
- Battery Switch, Dual
- Battery Trays w/Mounts
- Fuse Block
- Isolator, Galvanic
- Panel, DC Main Breaker
- Panel, Main Distribution - AC/DC
- Shore Power, 120V/30 Amp w/50' Cord & Adapter
- Wiring, Color-Coded w/Chafe Protection

Engine Room:

- Bilge Pump, 12V Automatic
- Blower, 12V Bilge
- Fire Suppression System - Automatic w/Manual Pull
- Gel-Coated Engine Room, Pearl
- Insulated Engine Room
- Lighting, 12V

Fuel System:

- Fuel Lines, USCG - Type A-1
- Fuel Tank w/Electric Shutoff Valve & Electric Sending Unit

Water System:

- Freshwater Washdown Spigot w/Dockside Water Inlet
- Pressure Water System w/12V Pump
- Water Heater, 120V (6-Gallon) w/Exchanger
- Water Tank (28-Gallon)

Waste Systems:

- Head System (VacuFlush®)
- Holding Tank Level Indicator - Head
- Holding Tank w/Dockside Pump-Out (28-Gallon)
- Sump Box w/Pump - Automatic

Underwater Gear:

- Trim Tabs, Hydraulic

STANDARD PROPULSION

- 350 Magnum® MPI Bravo® III MCM Stern Drive (300 hp - 224 kW)
- Propeller, Stainless Steel
- Oil Filter - Remote

260|275 Sundancer®

SC

SPECIFICATIONS

OPTIONS & ACCESSORIES

OPTIONAL PROPULSION

Gasoline Sterndrives:

- 350 Magnum MPI Horizon Bravo III MCM* (300 hp - 224 kW)
- MX6.2 MPI Bravo III MCM* (320 hp - 239 kW)
- MX6.2 MPI Horizon Bravo III MCM* (320 hp - 239 kW)
- 496 Magnum Bravo III MCM (375 hp - 280 kW)

*Fuel-Injected Engines Std. w/Stainless-Steel Propeller & Remote Oil Filter

Diesel Sterndrives:

- Volvo D6-310 DP (298 hp - 219 kW) (SmartCraft™ Systems N/A on Diesel Engine Applications)

GENERATOR OPTIONS

- 5.0 kW Kohler® Low CO - Gas, 120V/60 Cycle
- 4.0 kW Kohler - Diesel, 120V/60 Cycle
- 4.0 kW Kohler Low CO - Gas, 220V/50 Cycle (Int'l)
- 3.5 kW Kohler - Diesel, 220V/50 Cycle (Int'l)
- Includes Remote Start, Muffler & Stainless-Steel Exhaust Outlet, Closed Cooling, Remote Fuel Filter, Seacock & Seawater Strainer. (Generator manufacturer and size may vary due to product availability.)

OPTIONAL PACKAGE

Camper Canvas Package:

- Camper Aft Curtain (Std. Aft Curtain is Deleted)
- Camper Top w/Boot & Vertical Storage
- Canvas Storage Bag
- Side Curtains (Bimini & Camper)

INDIVIDUAL OPTIONS

- Air Conditioning/Heating 120V/60 Cycle (7,000 BTU)
 - Anchor Chute w/Hawse Pipe
 - Bottom Paint
 - Canvas, Blue or White (In Lieu of Black)
 - Canvas, Cockpit Cover
 - Carpet Liner, Snap-In
 - Carpet Runners, Interior (Sunbrella®)
 - CD Changer, 6-Disc
 - Coast Guard Safety Kit
 - Chartplotter, 5" Color LCD (Navman 5500)
 - Colored Hull (Black, Blue or Pewter) Bottom Paint - Required
 - Flagpole w/Base & American Flag
 - Gel-Coated Dash - Nickel
 - Gray Water System
 - Lighting, Underwater Swim Platform
 - Macerator w/Seacock Interlock System
 - Shower, Transom - Hot & Cold
 - Soft Top w/Fixed Aluminum Frame (Available only with Sport Spoiler & in Lieu of Std. Bimini Top)
 - Sport Spoiler, Molded Fiberglass (Seamless) w/Overhead Lighting
 - Spotlight, 5" Remote-Controlled
 - Stereo, Premium Cockpit Sound System w/Upgraded Component Speakers, Amplifier, Subwoofer, Transom Stereo Remote, & MP3 Port (Replaces Std. Stereo)
 - Stereo Remote Control - Additional Unit on Transom
 - Stove, 120V/60 Cycle - Alcohol/Electric (Single-Burner)
 - Table, Cockpit w/Designated Storage
 - TV, 10.4" LCD Flip-Down (12V) w/Remote DVD Player, Dockside Inlet & Antenna - (Available only with Sport Spoiler)
 - Windlass, Rope/Chain w/Foot Switches
-
- Storage Cradle
 - CE Option

STANDARD LAYOUT

