

290|315 Amberjack®

SC

SPECIFICATIONS



The deep-hull design of this sturdy 290/315 Amberjack makes it easy to go out in a variety of water and weather conditions. We've added extra-large fuel tanks so you can enjoy extended cruising or fishing trips.

OVERALL LENGTH: W/STD.

EXTENDED SWIM PLATFORM.. 31' 4'..... 9.55 M

BEAM: 10' 6'..... 3.2 M

DRAFT:

STERNDRIVE DOWN 34'..... 84.6 CM

STERNDRIVE UP..... 29'..... 73.7 CM

INBOARDS 35'..... 88.9 CM

DRY WEIGHT:..... 11,300 LBS.....5,126 KG

FUEL CAPACITY:..... 230 GAL..... 870.6 L

WATER CAPACITY:..... 30 GAL..... 113.6 L


HOLDING TANK: 28 GAL..... 106 L

DEAD RISE:..... 21°.....21°


GEL COAT OPTIONS




ARTIC WHITE



BLACK



BLUE



PEWTER

290|315 Amberjack®

SC

SPECIFICATIONS

FEATURES

& STANDARD EQUIPMENT

HULL & DECK FEATURES

- Bow & Stern Eyes, Stainless Steel
- Bow Rail, Stainless Steel w/Welded Stanchions
- Cleats, Custom Sea Ray® 10' Thru-Bolted - Stainless Steel (8)
- Deck Fill Plates, Stainless Steel
- Drain Plugs, Brass-Threaded - Garboard (2)
- Gel Coat, Arctic White
- Graphics, Striping
- Handrails, Stainless Steel - Transom (2)
- Hatch, Deck Vent - Clear, Tinted & Tempered w/Locks & Sky Screen Cover - Trapezoidal
- Light, Stern
- Lights, Navigation - Stainless Steel
- Portlights, Stainless Steel w/Curtains (2 Opening)
- Resin, High-Performance Vinylster
- Rub Rail, PVC w/Stainless-Steel Insert
- Storage, Anchor w/Hatch
- Storage, Transom Wall - (For Fenders & Gear)
- Swim Platform, Extended w/Concealed Stainless-Steel Three-Step Swim Ladder w/Integral Grab Handle
- Thru-Hull Fittings, Stainless Steel
- Toe Rail, Molded Fiberglass - Deck
- Vent System, Engine Room - Integral
- Windshield, Tempered/Tinted Curved Glass w/Electric Front Vent & Stainless-Steel Supports
- Windshield Wipers
- **Canvas (Sunbrella®):**
 - Aft Curtain w/Bungee Straps
 - Ball & Socket Fittings
 - Black Bimini Top w/Boot & Vertical Storage
 - Canvas Storage Bag
 - Front Curtains
 - Side Curtains
- **Windlass System:**
 - Windlass, Rope/Chain w/Foot Switches
- **Certifications:**
 - Meets Applicable USCG & ABYC Standards
 - NMMA Certification
 - Mercury Installation Quality Certification

COCKPIT FEATURES

- Beverage Holders (5) Stainless Steel
- Carpet Liner, Snap-In
- Door, Cabin Entry (Sliding & Lockable) - Acrylic
- Door, Transom
- Floor Liner, Fiberglass - Self-Bailing
- Hatch, Engine Room - Gas-Assisted
- Lighting, Indirect
- Outlet, 120V GFI Protected
- Rod Racks, Side Coaming - Port & Starboard
- Seating, Aft Bench (Removable)
- Seating, Back-to-Back Lounger - Adjustable w/Fiberglass Storage Base - Port
- Seating, Double Helm w/Flip-Up Thigh-Rise Bolster & Fiberglass Storage Base
- Storage, Fiberglass Bin w/Hinged
- Lid - Transom

CABIN FEATURES

- Carbon Monoxide Monitor
- Carpet, Deep-Pile BCF - 44-Ounce
- Covers, Portlight - Interior
- Flooring, Vinyl - Center Floor
- Lighting, 12V Halogen
- Outlets, 120V GFI Protected
- Pillows, Accent
- Stereo, Clarion® 12V AM/FM Single CD & Sirius® Satellite Receiver w/Antenna, MP3 Port, 6-Disc CD Changer, Amplifier, Speakers (6) & Digital Cockpit Remote Control
- Wood Interior Package - Cherry Wood Cabinets
- **Salon/Dinette:**
 - Filler Cushions
 - Hanging Locker
 - Mirror, Accent
 - Seating, Opposing Dinette w/Storage Below - Converts to Bed
 - Storage, Gunwale Cabinets
 - Table, Dinette - Solid Wood
- **Galley:**
 - Countertop, Molded Fiberglass w/Granite-Colored Gel Coat, Sink, Faucet & Corian Sink Cover
 - Handrail, Stainless Steel
 - Lighting, Dual-Voltage - 120V/12V
 - Microwave, 120V
 - Outlet, 12V Accessory
 - Power Vent, 12V
 - Refrigerator, Dual-Voltage - 120V/12V
 - Storage, Upper & Lower w/Designated Plate Storage
 - Trash Receptacle
- **V-Berth:**
 - Berth, Double w/Storage Below
 - Curtain, Privacy
 - Mirrored Rope Locker Bulkhead
- **Mid-Sleeper/Storage:**
 - Bunk, Double
- **Head:**
 - Handrail, Stainless Steel
 - Head (VacuFlush®)
 - Head, Enclosed - Full Fiberglass w/Shower & Curtain
 - Mirror
 - Power Vent, 12V
 - Vanity w/Sink, Faucet w/Pullout Sprayer

TECHNICAL FEATURES

Control Station:

- Alarm, High-Water - Bilge
- Alarms, Engine - Oil & Water (Audible)
- Compass
- Dash Dimmer Rheostat
- Emergency Start System - Engines
- Horn
- Instrument Panel - High-Gloss Burl
- Shift & Throttle Controls w/Gold Knobs
- SmartCraft™ Diagnostics:
 - Instrumentation, Custom Sea Ray SmartCraft 4-in-1 Multigauges (2) w/Low-Glare Blue Night Lighting & Chrome Bezels (Includes: Fuel Level, Oil Pressure, Voltmeter, Water Temperature)
 - SmartCraft System Speedometer (Includes: Air & Water Temperature, Combined Fuel Level Range, GPS Interface, Troll Control)
 - SmartCraft System Tachometers (2) (Includes: Depth, Engine Alarms/Hour Meters, Fuel Consumption/Usage, Trim Level, Troll Control)
- Steering, Power-Assisted (Sterndrives Only)
- Steering, Tilt Wheel
- Steering Wheel, Wood-Accent
- Switch Panel - High-Gloss Burl
- Switches, Illuminated Weatherproof Rockers w/ISO Symbols
- Tilt & Trim, Power (Sterndrives Only)
- **Electronics:**
 - Raymarine® Tridata ST-60 (Depth Finder, Speed/Sumlog, Water Temperature) - Diesel Only
 - VHF Radio w/8' Fiberglass Antenna & Stainless-Steel Ratchet Mount
- **Electrical Systems:**
 - Battery Charger/Converter, 120V
 - Battery Switch, Dual
 - Battery Trays w/Mounts
 - Isolator, Galvanic

- Panel, Circuit Breaker - Remote
- Panel, DC Main Breaker
- Panel, Main Distribution - AC
- Panel, Main Distribution - DC
- Shore Power, 120V/30 Amp w/50' Cord & Adapter
- Wiring, Color-Coded w/Chafe Protection
- **Air Conditioning/Heating:**
 - Reverse Cycle System (10,000 BTU)
 - Custom Integral Vent System
- **Engine Room:**
 - Bilge Pump, 12V Automatic
 - Bilge Pump, 12V Automatic High-Water
 - Blowers, 12V Bilge (2)
 - Fire Suppression System - Automatic w/Manual Pull
 - Lighting, 12V
 - Oil Filters - Remote
- **Fuel System:**
 - Fuel Lines, USCG - Type A-1
 - Fuel Tanks, Aluminum w/Electric Shutoff Valves & Electric Sending Units
- **Water System:**
 - Freshwater Washdown Spigot
 - Pressure Water System w/12V Pump
 - Shower, Cockpit - Hot & Cold
 - Water Heater, 120V (6-Gallon) w/Exchanger
 - Water Inlet, Dockside
 - Water Tank (30-Gallon)
- **STANDARD PROPULSION**
 - T-5.0L MPI Bravo® III MCM Sterndrives (T-260 hp - 194 kW)
 - Propeller, Stainless Steel
 - Oil Filter - Remote



290|315 *Amberjack*®

SC

SPECIFICATIONS

OPTIONS & ACCESSORIES

OPTIONAL PROPULSION

Twin Gasoline Sterndrives:

- T-350 Magnum® MPI Bravo III MCM* (T-300 hp - 224 kW)
- T-350 Magnum® MPI Horizon Bravo III MCM* (T-300 hp - 224 kW)

Twin Gasoline V-Drives:

- T-VD-350 Magnum® MPI Horizon MerCruiser® (T-300 hp - 224 kW) *Fuel-Injected Sterndrive Engines Std. w/Stainless-Steel Propeller & Remote Oil Filter

Twin Diesel Sterndrives:

- T-Volvo D4-260/DP (T-250hp - 184 kW)
- T-Volvo D-6 310-A/DPH (T-297 hp - 221 kW) (SmartCraft™ Systems N/A on Diesel Engine Applications)

GENERATOR OPTIONS

- 5.0 kW Kohler® Low CO - Gas, 120V/60 Cycle
- 4.0 kW Kohler - Diesel, 120V/60 Cycle
- 4.0 kW Kohler Low CO - Gas, 220V/50 Cycle (Int'l)
- 3.5 kW Kohler - Diesel, 220V/50 Cycle (Int'l)
- Includes Remote Start, Muffler & Stainless-Steel Exhaust Outlet, Closed Cooling, Remote Fuel Filter, Seacock & Seawater Strainer. (Generator manufacturer and size may vary due to product availability.)

ELECTRONICS OPTIONS

- Raymarine DSM 300 Fishfinder
- Raymarine C80 Chartplotter
- Northstar 6000i GPS/Chartplotter w/8.4" Color LCD
- Northstar 491 Fishfinder (only available w/6000i)
- Fishfinder, Navman Trackfish 6600

OPTIONAL PACKAGES

Fishing Package:

- Arch, Tubular - Aluminum w/Rocket Launchers
- Bait-Prep Station w/Live Baitwell System
- Rod Holders (4)
- Toe Rail - Cockpit
- Washdown System, Seawater

SmartCraft™ System View (Replaces System Tach & Speedometer)

- Instrumentation, Custom Sea Ray® SmartCraft w/Low-Glare Blue Night Lighting & Chrome Bezels (Includes: Tachometer & Speedometer)
- SmartCraft System View (Includes: Air & Water Temperature, Combined Fuel Flow/Range, Depth, Engine Alarms/Hour Meters, Engine Synchronizer, GPS Interface, System Maintenance Records)

INDIVIDUAL OPTIONS

- Arch, Tubular - Aluminum w/Rocket Launchers
- Bottom Paint (Std. on V-Drives)
- Canvas, Blue or White (In Lieu of Black)
- Canvas, Cockpit Cover
- Coast Guard Safety Kit
- Colored Hull (Blue, Black or Pewter) Bottom Paint - Required
- Dash, Gel Coated - Nickel
- Flagpole w/Base & American Flag
- Flooring, Wood - Galley
- Gray Water System
- Inverter, 12VDC/120VAC (Only Available w/TV Option)
- Lighting, Underwater Swim Platform
- Macerator w/Seacock Interlock System
- Seating, Back-to-Back w/Flip-Up Thigh-Rise Bolster - Starboard (Not Available w/Opt. Fishing Package)
- Spotlight, 5" Remote-Controlled
- Stereo, Premium Cockpit Sound System w/Upgraded Component Speakers, Amplifiers, Subwoofer, & Transom Stereo Remote
- Stereo Remote Control - Additional Unit on Transom
- Stove, 120V Alcohol/Electric - Single-Burner
- Stove, Butane - Single-Burner
- TV, 15" LCD Flatscreen w/Remote DVD Player w/Dockside Inlet & Antenna
- V-Berth Fitted Sheet Set
- Storage Cradle
- CE Option

STANDARD CABIN



COCKPIT LAYOUT W/OPTIONAL SEATING



COCKPIT LAYOUT W/STANDARD SEATING (Shown w/Optional Bait-Prep Station)

