

290|325 Sundancer®

SC

SPECIFICATIONS



This thoughtfully designed cruiser boasts a cockpit that's perfect for entertaining. A cockpit wet bar and optional premium sound system set the mood, while innovative seating invites both you and your guests to relax in style.

OVERALL LENGTH:

W/INTEGRAL SWIM PLATFORM

..... 31' 1" 9.47 M

BEAM: 9' 6" 2.90 M

DRAFT:

STERNDRIVE DOWN 45' 114 CM

STERNDRIVE UP 30' 76.2 CM

TWIN STERNDRIVE DOWN 39' 99 CM

TWIN STERNDRIVE UP 28' 71.1 CM

DRY WEIGHT: 9,250 LBS 4,196 KG

FUEL CAPACITY: 125 GAL 473.2 L

WATER CAPACITY: 28 GAL 106 L


HOLDING TANK: 28 GAL 106 L

DEAD RISE: 21° 21°


GEL COAT OPTIONS



ARTIC WHITE



BLACK



PEWTER

290|325 Sundancer®

SC

SPECIFICATIONS

FEATURES

& STANDARD EQUIPMENT

HULL & DECK FEATURES

- Anchor Chute w/Hawse Pipe - Concealed
- Bow & Stern Eyes, Stainless Steel
- Bow Rail, Stainless Steel w/Welded Stanchions
- Cleats, 8" Thru-Bolted - Stainless Steel (8)
- Deck Fill Plates
- Drain Plug, Brass-Threaded - Garboard (2)
- Gel Coat, Arctic White
- Graphics, Striping
- Handrail, Stainless Steel - Transom (2)
- Hatch, Deck Vent - Translucent w/Locks & Sky Screen Cover
- Light, Stern
- Lights, Navigation - Stainless Steel
- Portlights, Stainless Steel (4 Opening)
- Resin, High-Performance Vinylester
- Rub Rail, PVC w/Stainless-Steel Insert
- Ski Tow Eye, Stainless Steel - Flush-Mount
- Skylights (2)
- Storage, Anchor Hatch
- Storage, Transom Wall - Fenders & Gear
- Swim Platform, Integral w/Concealed Stainless-Steel Four-Step Swim Ladder
- Thru-Hull Fittings, Stainless Steel
- Vent System, Engine Room - Integral
- Windshield, Tempered/Tinted
- Glass w/Walk-Thru & Stainless-Steel Supports
- Windshield Wiper - Starboard
- **Canvas (Sunbrella®):**
 - Aft Curtain w/Bungee Straps
 - Aft Sunshade
 - Canvas Storage Bag
 - Front Curtains
 - Side Curtains
- **Certifications:**
 - Meets Applicable USCG & ABYC Standards
 - NMMA Certification
 - Mercury Installation
 - Quality Certification

COCKPIT FEATURES

- Arch Top, Molded Fiberglass (Seamless) w/Overhead Lighting
- Beverage Holders, Stainless Steel (7)
- Carpet Liner, Snap-In
- Cooler, Carry-on w/Designated Storage
- Door, Cabin Entry - (Lockable) Acrylic
- Door, Transom - Acrylic
- Floor Liner, Fiberglass - Self-Bailing
- Hatch, Engine Room - Electrically Actuated
- Lighting, Indirect
- Outlet, 12V Accessory
- Outlet, 120V GFI Protected
- Seating, Conversation Area w/Drink Holders and Storage Below - Port
- Seating, Helm w/Flip-Up Thigh-Rise Bolster & Slider w/Storage Beneath
- Seating, Aft Bench w/Built-In Table Storage & Fiberglass Storage Base
- Steps, Boarding - Molded-In
- Table, Teak w/Dedicated Storage
- Wet Bar w/Stainless-Steel Sink, Faucet, Beverage Holders,
- Bottle Rack, Stainless-Steel Handrail, Corian® Countertop, & Storage Below

CABIN FEATURES

- Carpet, Deep-Pile BCF - 44-Quince
- Carpet Runners, Interior (Sunbrella®)
- Lighting, 12V
- Outlets, 120V GFI Protected
- Pillows, Accent
- Stereo, Clarion® 12V AM/FM Single CD, 6-Disc Changer, Sirius® Satellite Receiver w/Antenna, MP3 Port, Speakers (2 Coax - Cabin & 2 Component - Cockpit) & Digital Cockpit Remote Control
- **Salon:**
 - Seating, Sofa w/Storage Below
 - Storage, Gunwale Shelving
 - Storage, Upper and Lower
 - Table, Dinette - Solid Wood
- **Galley:**
 - Countertop, Molded Fiberglass w/Granite-Colored Gel Coat, Stainless-Steel Sink, Faucet & Corian® Sink Cover
 - Handrail, Stainless Steel
 - Lighting, 12V
 - Microwave, 120V
 - Outlet, 12V Accessory
 - Refrigerator, Dual-Voltage - 120V/12V
 - Storage, Upper & Lower
 - Stove, 120V Recessed Single-Burner w/Corian® Cover
 - Trash Receptacle - Under Step
- **V-Berth:**
 - Berth, Full-Size (Island-Style) w/Storage Below - Converts to Salon Seating
 - Curtain, Privacy
 - Hanging Locker - Port
 - Mirrored Rope Locker Bulkhead
 - Storage, Trunks - Port
 - Storage, Gunwale Shelving

Mid-Berth:

- Bunk, Double
- Curtain, Privacy
- Mirror w/Wall Accents
- Storage, Cabinets

Head:

- Handrail, Stainless Steel
- Head (VacuFlush®)
- Head, Enclosed - Full Fiberglass w/Shower & Curtain
- Mirror, Head Wall
- Mirror, Head Door - Full Length
- Storage, Medicine Cabinet
- Vanity w/Stainless-Steel Sink, Faucet w/Pullout Sprayer & Storage Below

TECHNICAL FEATURES

Control Station:

- Alarms, High-Water - Bilge & Cabin
- Compass
- Horn
- Instrument Panels - High-Gloss Black Coral & Burl
- Shift & Throttle Lever w/Trim Switch
- SmartCraft™ Diagnostics:
 - Instrumentation, Custom Sea Ray® SmartCraft 4-in-1 Multigauges (2) w/Low-Glare Blue Night Lighting & Chrome Bezels (Includes: Fuel Level, Oil Pressure, Voltmeter, Water Temperature)
 - SmartCraft System Speedometer (Includes: Air & Water Temperature, Combined Fuel Level Range, GPS Interface)
 - SmartCraft System Tachometers (2) (Includes: Depth, Engine Alarms/Hour Meters, Fuel Consumption/Usage, Trim Level)
- Steering, Power-Assisted
- Steering, Tilt-Wheel
- Steering Wheel, Wood-Accent
- Switch Pads, Illuminated Waterproof Electronic w/ISO Symbols

Electronics:

- VHF, Northstar NS100SS w/8" Fiberglass Antenna & Stainless-Steel Ratchet Mount

Electrical Systems:

- Battery Charger/Converter, 120V
- Battery Switch, Dual
- Battery Trays w/Mounts
- Breaker Panels, Waterproof - Electronic Interface Modules & Dash Dimmer (Helm & Engine Room)
- Isolator, Galvanic
- Panel, DC Main Breaker
- Panel, Main Distribution - AC/DC

- Shore Power, 120V/30 Amp w/50' Cord & Adapter
- Wiring, Color-Coded w/Chafe Protection

Engine Room:

- Bilge Pump, 12V Automatic
- Bilge Pumps, 12V Automatic High-Water (1 Bilge, 1 Cabin)
- Blowers, 12V Bilge (2)
- Fire Suppression System - Automatic w/Manual Pull
- Gel-Coated Engine Room
- Insulated Engine Room
- Lighting, 12V

Fuel System:

- Fuel Lines, USCG - Type A-1
- Fuel Tank w/Electronic Shutoff Valve & Electric Sending Unit

Water System:

- Freshwater Washdown Spigot
- Pressure Water System w/12V Pump
- Shower, Cockpit - Hot & Cold
- Water Heater, 120V (6-Gallon) w/Exchanger
- Water Inlet, Dockside
- Water Tank (28-Gallon)

Waste Systems:

- Head System (VacuFlush®)
- Holding Tank Level Indicator - Head
- Holding Tank w/Dockside Pump-Out (28-Gallon)
- Sump Box w/Pump - Automatic

Underwater Gear:

- Trim Tabs, Hydraulic

STANDARD PROPULSION

- T-4.3L MPI Bravo III MCM (220 hp - 164 kW)
- Propellers, Stainless Steel
- Oil Filter - Remote



290|325 Sundancer®

SC

SPECIFICATIONS

OPTIONS & ACCESSORIES

OPTIONAL PROPULSION

Gasoline Sterndrives:

- T-5.0L MPI Bravo® III MCM* (260 hp - 194 kW)
*Fuel-Injected Engines Std. w/Stainless-Steel Propeller & Remote Oil Filter

Diesel Sterndrive (Int'l):

- Volvo D6 310/DP (298 hp - 219 kW) (SmartCraft Systems N/A on Diesel Engine Applications)

GENERATOR OPTIONS

- 5.0 kW Kohler® Low CO - Gas, 120V/60 Cycle
- 4.0 kW Kohler - Diesel, 120V/60 Cycle
- 4.0 kW Kohler Low CO - Gas, 220V/50 Cycle (Int'l)
- 3.5 kW Kohler - Diesel, 220V/50 Cycle (Int'l)
- Includes Remote Start, Muffler & Stainless-Steel Exhaust Outlet, Closed Cooling, Remote Fuel Filter, Seacock & Seawater Strainer.
(Generator manufacturer and size may vary due to product availability.)

OPTIONAL PACKAGES

Air Conditioning/Heating:

- 120V/60 Cycle (10,000 BTU)

Camper Canvas Package:

- Camper Aft Curtain (Std Aft Curtain is Deleted)
- Camper Top w/Boot & Vertical Storage
- Front Curtains
- Side Curtains (Bimini & Camper)

SmartCraft™ System View:

- Instrumentation, Custom Sea Ray® SmartCraft w/Low-Glare Blue Night Lighting & Chrome Bezels (Includes: Tachometer & Speedometer)
- SmartCraft System View (Includes: Air & Water Temperature, Combined Fuel Flow/Range, Depth, Engine Alarms/Hour Meters, Engine Synchronizer, GPS Interface, System Maintenance Records)

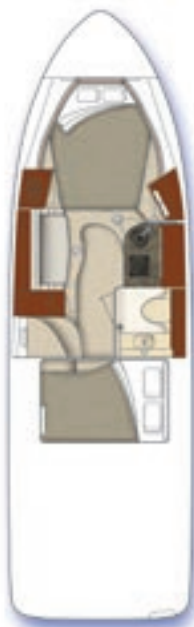
INDIVIDUAL OPTIONS

- Bottom Paint
- Canvas, Blue or White (In Lieu of Black)
- Canvas, Cockpit Cover
- Chartplotter/GPS, 7" Color LCD (Raymarine C70)
- Chartplotter/GPS, 6.4" Color LCD (Northstar 6000)
- Coast Guard Safety Kit
- Colored Hull (Black or Pewter) Bottom Paint Required
- Door, Cabin Entry w/Screen Door
- Flagpole w/Base & American Flag
- Flooring, Teak - Cabin
- Fresh Water Cooling
- Gel-Coated Dash - Nickel
- Gray Water System
- Inverter, 12V to 120V/60 Cycle
- Lighting, Underwater - Swim Platform
- Macerator w/Seacock Interlock System
- Refrigerator, Cockpit - Dual-Voltage (120V/12V) (In Lieu of Standard Carry-On Cooler)
- Seating, Cockpit Sun Pad
- Seating, Opposing Dinette
- Spotlight, 5" Remote-Controlled
- Stereo, Premium Cockpit Sound System w/Upgraded Component Speakers, Amplifiers, Subwoofer & Transom Stereo Remote
- Stereo Remote Control, Additional Unit on Transom
- Stove, 120V/60 Cycle - Alcohol/Electric, Single-Burner
- Stove, Butane - Single-Burner
- TV, 15" Flatscreen w/Remote DVD Player, Gaming System Port, Dockside Inlet & Antenna - Salon
- TV, 15" Flatscreen w/Remote DVD Player, Gaming System Port - Mid-Berth (Only Available with Salon TV Option)
- Windlass, All-Chain w/Foot Switches
- Windlass, Rope/Chain w/Foot Switches
- Windshield, w/Stainless-Steel Frame
- Storage Cradle
- CE Option

COCKPIT LAYOUT



CABIN LAYOUT



CABIN LAYOUT (Shown w/Optional Opposing Dinette Seating)

