

310|335 Sundancer®

SC

SPECIFICATIONS




The perfect place for elegant entertaining, this all-new cruiser boasts a wealth of amenities and luxurious indulgences. First-class features include conversation-friendly seating and an amazing amount of storage space.

OVERALL LENGTH: W/STD.INTEGRAL/EXTENDED	
SWIM PLATFORM	33' 4' 10.16 M
BEAM:	10' 5' 3.18 M
DRAFT:	
STERNDRIVE DOWN	39' 99.06 CM
STERNDRIVE UP	29' 73.66 CM
V-DRIVE	35' 88.90 CM
DRY WEIGHT:	14,000 LBS 6,350 KG
FUEL CAPACITY:	200 GAL 757 L
WATER CAPACITY:	35 GAL 132.5 L
HOLDING TANK:	28 GAL 106 L
DEAD RISE:	21° 21°


GEL COAT OPTIONS




ARTIC WHITE



BLACK



BLUE



PEWTER

310|335 Sundancer®

SC

SPECIFICATIONS

FEATURES

& STANDARD EQUIPMENT

HULL & DECK FEATURES

- Anchor Chute w/Hawse Pipe - Concealed w/Hatch
- Bow & Stern Eyes, Stainless Steel
- Bow Rail, Stainless Steel w/Welded Stanchions
- Cleats, Custom Sea Ray® 10" Thru-Bolted - Stainless Steel (8)
- Deck Fill Plates, Stainless Steel
- Drain Plugs, Brass-Threaded - Garboard (2)
- Gel Coat, Arctic White
- Graphics, Striping
- Handrails, Stainless Steel - Transom (2)
- Hatch, Deck Vent - Translucent w/Locks & Sky Screen Cover
- Hull Windows, Opening w/Screens
- Lights, Navigation - Stainless Steel
- Resin, High-Performance Vinyl Ester
- Rub Rail, PVC w/Stainless-Steel Insert
- Seating, Foldaway, Aft-Facing - Transom
- Shrink Wrap
- Skylights (2)
- Storage, Transom Wall
- Swim Platform, Integral/Extended w/Concealed Stainless-Steel Four-Step Swim Ladder
- Thru-Hull Fittings, Stainless Steel
- Vent System, Engine Room - Integral
- Windshield, Tempered/Tinted Curved Glass w/Walk-Thru & Stainless-Steel Supports
- Windshield Wipers
- **Canvas (Sunbrella®):**
 - Aft Curtain w/Bungee Straps
 - Aft Sunshade - Fixed w/Stainless-Steel Framing
 - Canvas Storage Bag
 - Front Curtains
 - Side Curtains
- **Certifications:**
 - Meets Applicable USCG & ABYC Standards
 - NMMA Certification
 - Mercury Installation Quality Certification

COCKPIT FEATURES

- Beverage Holders (8)
- Carpet Liner, Snap-In
- Cooler, Carry-On w/Designated Storage
- Door, Cabin Entry (Sliding & Lockable) - Fiberglass w/Integral Steps
- Door, Transom - Acrylic w/Stainless-Steel Frame
- Floor Liner, Fiberglass - Self-Bailing
- Hatch, Emergency Pull Handle & Prop Rod
- Hatch, Engine Room - Electrically Actuated
- Lighting, Indirect
- Outlet, 12V Accessory
- Outlet, 120V GFI Protected
- Seating, Aft Bench w/Built-In Table Storage & Fiberglass Storage Base
- Seating, Aft-Facing w/Molded Fiberglass Storage Base
- Seating, Helm Bench w/Dual Flip-Up Thigh-Rise Bolsters, Adjustable Captain's Seat & Fiberglass Storage Base
- Sport Spoiler, Molded Fiberglass (Seamless) w/Overhead Lighting
- Steps, Boarding - Molded-in
- Storage, Side Panel - Helm
- Table, Cockpit - Solid Teak w/Dedicated Storage & Sun Pad Filler Cushions
- Wet Bar w/Stainless-Steel Sink, Faucet, Beverage Holders, Stainless-Steel Handrail, Solid-Surface Countertop, & Storage Below

CABIN FEATURES

- Carbon Monoxide Monitor
- Carpet, Deep-Pile BCF - 44-Ounce
- Carpet Runners, Interior (Sunbrella)
- Lighting, 12V
- Outlets, 120V GFI Protected
- Pillows, Accent
- Stereo, Clarion® 12V AM/FM Single CD w/Sirius® Satellite Receiver & Antenna, MP3 Port, 6-Disc CD Changer, Amplifier, Speakers (6) & Digital Cockpit Remote Control
- Wood Interior Package - Cherry-Mica Cabinets
- **Salon:**
 - Lighting, 12V
 - Seating, Sofa - Converts to Bed
 - Storage, Gunwale Cabinets
 - Table, Dinette - Solid Wood w/Dedicated Storage
- **Galley:**
 - Countertop, Solid Surface w/Stainless-Steel Sink & Faucet
 - Handrail, Stainless Steel
 - Lighting, 12V
 - Microwave/Coffeemaker Combo 120V/60 Cycle
 - Outlet, 12V Accessory
 - Power Vent, 12V
 - Refrigerator, Dual-Voltage - 120V/12V
 - Refrigerator, Drawer 12V
 - Storage, Drawers w/Cutlery Insert
 - Storage, Upper & Lower
 - Stove, 120V Recessed Two-Burner w/Solid-Surface Cover w/Dedicated Storage
 - Trash Receptacle

V-Berth:

- Berth, Double w/Visco Elastic Foam Mattress & Storage Below
- Curtain, Privacy (Hideaway)
- Mirrored Rope Locker Bulkhead
- Storage Cabinet w/Shelves - Starboard
- Storage, Gunwale Storage, Hanging Locker - Port

Mid-Berth:

- Curtain, Privacy (Hideaway)
- Mirrored Bulkhead
- Seating, Conversation Pit - Converts to Double Berth w/Slide-Out Base & Dedicated Filler Cushion Storage
- Storage, Drawer
- Storage, Upper & Lower
- **Head:**
 - Flooring - Simulated Teak
 - Handrail, Stainless Steel
 - Head (VacuFlush®)
 - Head, Enclosed - Full Fiberglass w/Shower & Curtain
 - Mirror, Head Door - Full Length
 - Mirror, Head Wall
 - Power Vent, 12V
 - Storage, Medicine Cabinet
 - Storage, Upper Shelves w/Stainless-Steel Rails
 - Vanity w/Sink, Solid-Surface Countertop, Faucet w/Pullout Sprayer & Storage Below

TECHNICAL FEATURES

Control Station:

- Alarms, High-Water - Bilge & Cabin
- Compass
- Emergency Start System - Engines
- Horn
- Instrument Panels - High-Gloss Burl
- Shift & Throttle Controls w/Gold Knobs
- SmartCraft™ Diagnostics:
 - - Instrumentation, Custom Sea Ray® SmartCraft 4-in-1 Multigauges (2) w/Low-Glare Blue Night Lighting & Chrome Bezels (Includes: Fuel Level, Oil Pressure, Voltmeter, Water Temperature)
 - - SmartCraft System Speedometer (Includes: Air & Water Temperature, Combined Fuel Level Range, GPS Interface)
 - - SmartCraft System Tachometers (2) (Includes: Depth, Engine Alarms/ Hour Meters, Fuel Consumption/ Usage, Trim Level)
- Steering, Hydraulic (V-drives Only)
- Steering, Power-Assisted (Stern Drives Only)
- Steering, Tilt Wheel
- Steering Wheel, Wood-Accent
- Switch Pads, Illuminated
- Weatherproof Electronic w/ISO Symbols & Dimmer Control
- Tilt & Trim, Power (Stern Drives Only)

Electronics:

- VHF Radio (Northstar NS100SS) w/8' Fiberglass Antenna & Stainless-Steel Hatch Mount
- **Electrical Systems:**
 - Battery Charger/Converter, 120V Cycle
 - Battery Switches (2)
 - Battery Trays w/Mounts
 - Breaker Panels, Waterproof - Electronic Interface Modules & Dash Dimmer (Helm & Engine Room)
 - Isolator, Galvanic
 - Panel, DC Main Breaker
 - Panel, Main Distribution - AC
 - Panel, Main Distribution - DC
 - Shore Power, 120V/30 Amp w/50' Cord & Adapter
 - Wiring, Color Coded w/Chafe Protection
- **Engine Room:**
 - Bilge Pump, 12V Automatic
 - Bilge Pumps, 12V Automatic High-Water (1 Bilge, 1 Cabin)
 - Blowers, 12V Bilge (2)
 - Underwater Exhaust System, Patented (V-Drives Only)
 - Fire Suppression System - Automatic w/Manual Pull
 - Gel-Coated Engine Room, Pearl
 - Insulation, Engine Room - 2" w/Vinyl Barrier Under Main Hatch
 - Lighting, 12V
 - Oil Filters - Remote
- **Fuel System:**
 - Fuel Lines, USCG - Type A-1
 - Fuel Tanks, Aluminum w/Electric Shutoff Valves & Electric Sending Units
- **Water System:**
 - Freshwater Washdown Spigot
 - Pressure Water System w/12V Pump
 - Shower, Cockpit - Hot & Cold
 - Water Heater, 120V (6-Gallon) w/Exchanger
 - Water Inlet, Dockside
 - Water Manifold System
 - Water Tank (35-Gallon)
- **Waste Systems:**
 - Head System (VacuFlush®)
 - Holding Tank Level Indicator - MDP
 - Holding Tank w/Dockside
 - Pump-Out (28-Gallon)
 - Sump Box w/Pump - Automatic
- **Underwater Gear:**
 - Bonding System w/Zinc Hull Plate (V-Drives Only)
 - Propeller Shafts, 1 1/2" Stainless Steel (2) - Aquamet 19 (V-Drives Only)
 - Propellers - Stainless Steel (Stern Drives Only)
 - Rudders - Manganese-Bronze (V-Drives Only)
 - Seacocks - Engines (V-Drives Only)
 - Seawater Strainers - Engines (V-Drives Only)
 - Shaft Logs, Dripless w/Extra Seal Camier Kit (V-Drives Only)
 - Struts, Manganese-Bronze (V-Drives Only)
 - Trim Tabs, Hydraulic
- **STANDARD PROPULSION**
 - T-5.0 MPI Bravo® III MCM Stern Drives (T-260 hp - 194 kW)

310|335 Sundancer®

SC

SPECIFICATIONS

OPTIONS & ACCESSORIES

OPTIONAL PROPULSION

Twin Gasoline Sterndrives:

- T-350 Magnum® MPI Bravo III MCM* (T-300 hp - 224 kW)
- T-350 Magnum MPI Horizon Bravo III MCM* (T-300 hp - 224 kW)
- T-MX6.2 MPI Bravo III MCM* (T-320 hp - 239 kW)
- T-MX6.2 MPI Horizon Bravo III MCM* (T-320 hp - 239 kW)

*Fuel-Injected Engines Std. w/Stainless-Steel Propeller & Remote Oil Filter

Twin Gasoline V-Drives:

- T-VD-350 Magnum MPI MIE (T-300 hp - 224 kW)
- T-VD-350 Magnum MPI Horizon MIE (T-300 hp - 224 kW)
- T-VD-MX6.2 MPI MIE (T-320 hp - 239 kW)
- T-VD MX6.2 MPI Horizon (T-320 hp - 239 kW)

Twin Diesel Sterndrives:

- T-Volvo D4 260/DPH** (T-250 hp - 148 kW)
- T-Volvo D6 310/DPH** (T-298 hp - 219 kW) (SmartCraft™ Systems N/A on Diesel Engine Applications)
- **Raymarine® Tridata ST-60 (Depth Finder, Speed/Sunlog, Water Temperature)

GENERATOR OPTIONS

- 5.0 kW Kohler® Low CO - Gas, 120V/60 Cycle
- 4.0 kW Kohler - Diesel, 120V/60 Cycle
- 4.0 kW Kohler Low CO - Gas, 220V/50 Cycle (Int'l)
- 3.5 kW Kohler - Diesel, 220V/50 Cycle (Int'l)
- Includes Remote Start, Muffler & Stainless-Steel Exhaust Outlet, Closed Cooling, Remote Fuel Filter, Seacock & Seawater Strainer. (Generator manufacturer and size may vary due to product availability.)

ELECTRONICS OPTIONS

- Autopilot - Northstar NS3300 (Only Available w/V-drives)
- Autopilot - Raymarine ST-8002 (Only Available w/V-drives)
- Chartplotter - Northstar 6000i (8.4" Color LCD)
- Chartplotter - Raymarine C80 (8.4" Color LCD)
- Fishfinder - Northstar 491 (Only Available w/6000i)
- Fishfinder - Raymarine DSM 300 (Only Available w/C80)
- Radar/Chartplotter/GPS - Northstar 6000i (8.4" Color LCD w/2kW Closed Dome)
- Radar/Chartplotter/GPS - Raymarine C80 (8.4" Color LCD w/2 kW Closed Dome)

OPTIONAL PACKAGES

SmartCraft™ System View: (Replaces System Tach & Speedometer)

- Instrumentation, Custom Sea Ray SmartCraft w/Low-Glare Blue Night Lighting & Chrome Bezels (Includes: Tachometer & Speedometer)
- SmartCraft System View (Includes: Air & Water Temperature, Combined Fuel Flow/Range, Depth, Engine Alarms/Hour Meters, Engine Synchronizer, GPS Interface, System Maintenance Records)

Air Conditioning/Heating:

- 120V/60 Cycle (12,000 BTU)

INDIVIDUAL OPTIONS

- Air Compressor (For Water Toys)
- Bottom Paint
- Canvas, Blue or White (In Lieu of Black)
- Canvas, Cockpit Cover
- Coast Guard Safety Kit
- Colored Hull (Black, Blue or Pewter) w/Reusable Shipping Cover & Bottom Paint - Required
- DSS Satellite TV System
- Digital Throttle & Shift (DTS) (Not available on Diesel Engine Applications)
- Flagpole w/Base & Sea Ray/American Flags
- Flooring, Simulated Teak - Cabin
- Freshwater Cooling (For T-5.0L Only) (Standard w/Horizon Engines)
- Gel-Coated Dash - Nickel
- Gray Water System
- Grill, Cockpit - Built-In (120V/60 Cycle)
- Inverter, 120V/12V (For TV Options)
- Lighting, Underwater - Swim Platform
- Macerator w/Seacock Interlock System

- Refrigerator, Cockpit - Dual-Voltage (120V/12V) (In Lieu of Standard Carry-On Cooler)
- Rod Holders (4)
- Sheet Set - Fitted (Neutral Color)
- Shipping Cover, Reusable
- Spotlight, 5' Remote-Controlled
- Stereo, Premium Cockpit Sound System w/Upgraded Component Speakers, Amplifiers, Subwoofer, & Transom Stereo Remote
- Stereo Remote Control - Additional Unit on Transom
- Stove, 120V/60 Cycle - Alcohol/Electric, Two-Burner
- Sun Pad w/Stainless-Steel Deck Runners, Beverage Holders, & Headrest - Forward Deck
- Sunshade, Aft Cockpit - Removable & Folding w/Dedicated Storage
- Thruster - Bow
- Thruster - Bow & Stern (V-drive only)
- TV, 15" Flatscreen w/Remote DVD Player - Cockpit (Only Available w/Salon TV Option) - Removable w/Dedicated Storage
- TV, 20" Flatscreen w/Remote DVD Player, Gaming System Port, Dockside Inlet & Antenna - Salon
- TV, 15" Flatscreen w/Remote DVD Player & Gaming System Port - Mid-Cabin (Only Available w/Salon TV Option)
- TV, 15" Flatscreen w/Remote DVD Player & Gaming System Port - V-berth (Only Available w/Salon TV Option)
- Windlass, All-Chain w/Foot Switches
- Windlass, Rope/Chain w/Foot Switches
- Windshield w/Stainless-Steel Frame
- CE Option

STANDARD LAYOUT

