

320|355 Sundancer®

SC

SPECIFICATIONS



Elegance comes standard on this smooth-riding 320/355 Sundancer. Its distinctive lines and classic profile are the unmistakable signs of luxury, style and sophistication.

OVERALL LENGTH: W/STD.

EXTENDED SWIM PLATFORM.. 35' 6'..... 10.82 M

BEAM: 11' 5'..... 3.48 M

DRAFT:

STERNDRIVE DOWN 43'..... 109.2 CM

STERNDRIVE UP 33'..... 83.8 CM

INBOARDS 33'..... 83.8 CM

DRY WEIGHT:..... 14,150 LBS.....6,418 KG

FUEL CAPACITY:..... 200 GAL..... 757 L

WATER CAPACITY:..... 40 GAL..... 151.4 L


HOLDING TANK: 28 GAL..... 106 L

DEAD RISE:..... 21°21°


GEL COAT OPTIONS




ARTIC WHITE



BLACK



BLUE



PEWTER

320|355 Sundancer®

SC

SPECIFICATIONS

FEATURES

& STANDARD EQUIPMENT

HULL & DECK FEATURES

- Bottom Paint
- Bow & Stern Eyes, Stainless Steel
- Bow Rail, Stainless Steel w/Welded Stanchions
- Cleats, Custom Sea Ray® 10' Thru-Bolted - Stainless Steel (8)
- Deck Fill Plates, Stainless Steel
- Drain Plug, Brass-Threaded - Garboard
- Gel Coat, Arctic White
- Graphics, Striping
- Handrails, Stainless Steel - Sport Spoiler (2)
- Handrails, Stainless Steel - Transom (2)
- Handrails, Stainless Steel - Windshield (2)
- Hatch, Deck Vent - Clear, Tinted & Tempered w/Locks & Sky Screen Cover - Trapezoidal
- Light, Stern
- Lights, Navigation - Stainless Steel
- Portlights, Stainless Steel (4 Opening)
- Resin, High-Performance Vinylster
- Rub Rail, PVC w/Stainless-Steel Insert
- Skylights, Circular - Salon (2)
- Storage, Transom Wall - (For Fenders & Gear)
- Swim Platform, Extended w/Concealed Stainless-Steel Three-Step Swim Ladder w/Integral Grab Handle
- Thru-Hull Fittings, Stainless Steel
- Toe Rail, Molded Fiberglass - Deck
- Vent System, Engine Room - Integral
- Windshield, Tempered/Tinted Curved Glass w/Electric Front Vent & Stainless-Steel Supports
- Windshield Wipers

Canvas (Sunbrella®):

- Aft Curtain w/Bungee Straps
- Aft Sunshade
- Ball & Socket Fittings
- Bimini Top w/Boot & Vertical Storage
- Canvas Storage Bag
- Front Curtains
- Side Curtains

Windlass System:

- Anchor, Galvanized
- Anchor Chute, Stainless Steel
- Anchor Rope/Chain Storage w/Hatch
- Windlass, Rope/Chain w/Foot Switches

Certifications:

- Meets Applicable USCG & ABYC Standards
- NMMA Certification
- Mercury Installation Quality Certification

COCKPIT FEATURES

- Beverage Holders (7) - Stainless Steel
- Carpet Liner, Snap-In
- Door, Cabin Entry (Sliding & Lockable) - Acrylic
- Door, Transom - Acrylic
- Floor Liner, Fiberglass - Self-Bailing
- Hatch, Engine Room - Electrically Actuated
- Ice Chest, Insulated - Built-In
- Lighting, Indirect
- Outlet, 12V Accessory
- Outlet, 120V GFI Protected
- Seating, Curved Lounger w/Fiberglass Storage Base - Port
- Seating, Helm/Companion w/Dual Flip-Up High-Rise Bolsters, Slider (on Helm Only) & Fiberglass Storage Base
- Seating, U-Shaped - Aft w/Fiberglass Storage Base
- Sport Spoiler, Molded Fiberglass (Seamless) w/Overhead Lighting
- Steps, Boarding - Molded-In
- Storage, Side Panels
- Table, Cockpit w/Sun Pad Filler Cushions
- Wet Bar w/Corian® Countertop Sink, Stainless-Steel Faucet & Handrail w/Storage Below

CABIN FEATURES

- Carbon Monoxide Monitor
- Carpet, Deep-Pile BCF - 44-Ounce
- Carpet Runners, Interior (Sunbrella)
- Lighting, 12V
- Outlet, 12V Accessory
- Outlet, Phone
- Outlets, 120V GFI Protected
- Pillows, Accent
- Stereo, Clarion® 12V AM/FM Single CD & Sirius® Satellite Receiver & Antenna, MP3 Port, 6-Disc CD Changer, Amplifier, Speakers (6), & Digital Cockpit Remote Control
- Storage, In-Floor
- TV, 15" FlatScreen LCD (120V) w/Remote DVD Player, DVD Storage, Coax Outlet & Gain Control Panel
- Wood Interior Package - Cherry Wood-Finish Cabinets

Salon/Dinette:

- Filler Cushions
- Lighting - 12V
- Mirrors, Accent

- Seating, Crescent-Shaped Sofa w/Storage Below - Converts to Bed
- Storage, Gunwale Cabinets
- Table, Dinette - Solid Wood w/Designated Storage

Galley:

- Countertop, Molded Fiberglass w/Granite-Colored Gel Coat, Sink, Faucet & Corian Sink Cover
- Handrail, Stainless Steel
- Microwave/Coffeemaker Combo
- Power Vent, 12V
- Refrigerator, Dual-Voltage - 120V/12V
- Storage, Drawers w/Cutlery Insert
- Storage, Upper & Lower w/Designated Plate & Glass Storage
- Stove, 120V Recessed Two-Burner w/Corian Cover
- Trash Receptacle

V-Berth:

- Berth, Double (Island-Style) w/Storage Below
- Curtain, Privacy
- Hanging Locker
- Mirrored Rope Locker Bulkhead
- Storage, Gunwale Cabinets

Mid-Berth:

- Curtain, Privacy
- Mirrored Bulkhead
- Seating, Conversation Pit - Converts to Double Berth w/Slide-Out Base
- Storage, Cabinet

Head:

- Handrail, Stainless Steel
- Head (VacuFlush®)
- Head, Enclosed - Full Fiberglass w/Shower & Curtain
- Mirror
- Power Vent, 12V
- Storage, Medicine Cabinet w/Mirrored Door
- Vanity w/Sink, Faucet & Storage Below

TECHNICAL FEATURES

Control Station:

- Alarm, High-Water - Bilge
- Alarms, Engine - Oil & Water (Audible)
- Compass
- Emergency Start System - Engines
- Horn
- Instrument Panel - High-Gloss Burl
- Shift & Throttle Controls w/Gold Knobs
- SmartCraft™ Diagnostics:
 - Instrumentation, Custom Sea Ray SmartCraft 4-in-1 Multigauges (2) w/Low-Glare Blue Night Lighting & Chrome Bezels (Includes: Fuel Level, Oil Pressure, Voltmeter, Water Temperature)
 - SmartCraft System Speedometer (Includes: Air & Water Temperature, Combined Fuel Level Range, GPS Interface)
 - SmartCraft System Tachometers (2) (Includes: Depth, Engine Alarms/Hour Meters, Fuel Consumption/Usage, Trim Level)
- Steering, Hydraulic (V-Drives Only)
- Steering, Power-Assisted
- (Sterndrives Only)
- Steering, Tilt Wheel
- Steering Wheel, Wood-Accent
- Switch Pads, Illuminated Weatherproof Electronic w/ISO Symbols & Dimmer Control
- Tilt & Trim, Power (Sterndrives Only)

Electronics:

- Electronics Circuit, 30 Amp
- VHF Radio w/8' Fiberglass Antenna & Stainless-Steel Ratchet Mount

Electrical Systems:

- Battery Charger/Converter, 120V
- Battery Switch, Dual
- Battery Trays w/Mounts
- Breaker Panels, Waterproof - Electronic Interface Modules (Helm & Engine Room)
- Isolator, Galvanic
- Mercathode II (Sterndrives Only)
- Panel, DC Main Breaker
- Panel, Main Distribution - AC
- Panel, Main Distribution - DC
- Shore Power, 120V/30 Amp w/50' Cord & Adapter
- TV/Phone Inlet w/TV Antenna & TV Shore Cord
- Wiring, Color-Coded w/Chafe Protection

Air Conditioning/Heating:

- Reverse Cycle System (12,000 BTU)
- Custom Integral Vent System

Engine Room:

- Bilge Pump, 12V Automatic
- Bilge Pumps, 12V Automatic High-Water (1 Bilge, 1 Cabin)
- Blowers, 12V Bilge (2)
- Exhaust, Underwater - Patented (V-Drives Only)
- Fire Suppression System - Automatic w/Manual Pull
- Gel-Coated Engine Room
- Insulation, Engine Room - 2" w/Vinyl Barrier Under Main Hatch

- Lighting, 12V
- Oil Filters - Remote

Fuel System:

- Fuel Lines, USCG - Type A-1
- Fuel Tanks, Aluminum w/Electric Shutoff Valves & Electric Sending Units

Water System:

- Freshwater Washdown Spigot
- Pressure Water System w/12V Pump
- Shower, Cockpit - Hot & Cold
- Water Heater, 120V (6-Gallon) w/Exchanger
- Water Inlet, Dockside
- Water Manifold System
- Water Tank (40-Gallon)

Waste Systems:

- Head System (VacuFlush®)
- Holding Tank Level Indicator - MDP
- Holding Tank w/Dockside Pump-Out (26-Gallon)
- Sump Box w/Pump - Automatic

Underwater Gear:

- Bonding System w/Zinc Hull Plate (V-Drives Only)
- Propeller Shafts, 1 1/2" Stainless Steel (2) - Aquamet 19 (V-Drives Only)
- Propellers, Stainless Steel (Sterndrives Only)
- Rudders, Manganese-Bronze (V-Drives Only)
- Seacocks - Engines (V-Drives Only)
- Seawater Strainers - Engines (V-Drives Only)
- Shaft Logs, Dripless w/Extra Seal Carrier Kit (V-Drives Only)
- Struts, Manganese-Bronze (V-Drives Only)
- Trim Tabs, Hydraulic

STANDARD PROPULSION

- T-350 Magnum® MPI Bravo III MCM (T-300 hp - 224 kW)
- Propeller, Stainless Steel
- Oil Filter - Remote



320|355 Sundancer®

SC

SPECIFICATIONS

OPTIONS & ACCESSORIES

OPTIONAL PROPULSION

Twin Gasoline Stern Drives:

- T-MX6.2 MPI Bravo III MCM* (T-320 hp - 239 kW)
- T-MX6.2 MPI Horizon Bravo III MCM* (320 hp - 239 kW)
- T-350 Magnum® MPI Horizon Bravo III MCM (T-300 hp - 224 kW)
- T-496 Magnum® MPI Bravo III MCM* (T-375 hp - 280 kW)

*Fuel-Injected Engines Std. w/Stainless-Steel Propeller & Remote Oil Filter

Twin Gasoline V-Drives:

- T-VD-350 Magnum MPI MerCruiser® (T-300 hp - 224 kW)
- T-VD-350 Magnum MPI Horizon MerCruiser (T-300 hp - 224 kW)
- T-VD-MX6.2 MPI MerCruiser (T-320 hp - 239 kW)
- T-VD-MX6.2 Horizon MPI MerCruiser (T-320 hp - 239 kW)

Twin Diesel Stern Drives:

- T-Volvo D4-260/DP** (T-250 hp - 184 kW)
- T-Volvo D6-310/DP** (T-298 hp - 219 kW) (SmartCraft™ Systems N/A on Diesel Engine Applications)

**Raymarine® Tridata ST-60 (Depth Finder, Speed/Sumlog, Water Temperature)

GENERATOR OPTIONS

- 5.0 kW Kohler® Low CO - Gas, 120V/60 Cycle
- 5.0 kW Onan - Diesel, 120V/60 Cycle
- 4.0 kW Kohler Low CO - Gas, 220V/50 Cycle (Int'l)
- 4.0 kW Onan - Diesel, 220V/50 Cycle (Int'l)
- Includes Remote Start, Muffler & Stainless-Steel Exhaust Outlet, Closed Cooling, Remote Fuel Filter, Seacock & Seawater Strainer. (Generator manufacturer and size may vary due to product availability.)

ELECTRONICS OPTIONS

- Radar, Raymarine C80 Chartplotter/GPS w/Integrated 2kW Closed Dome Array (8" Color LCD)
- Chartplotter/GPS, Raymarine C80
- Fishfinder, Raymarine DSM 300 (Only Available w/C80)
- Radar, Northstar 6000i Chartplotter/GPS w/Integrated 2kW Closed Dome Array (8.4" Color LCD)
- Chartplotter/GPS, Northstar 6000i
- Fishfinder, Northstar 491 (Only Available w/6000i) (Only One Radar or Chartplotter May Be Ordered)

OPTIONAL PACKAGES

SmartCraft™ System View:

- (Replaces System Tach & Speedometer, Not Available w/Radar or Chartplotter Electronics Options)
- Instrumentation, Custom Sea Ray SmartCraft w/Low-Glare Blue Night Lighting & Chrome Bezels (Includes: Tachometer & Speedometer)
- SmartCraft System View (Includes: Air & Water Temperature, Combined Fuel Flow/Range, Depth, Engine Alarms/Hour Meters, Engine Synchronizer, GPS Interface, System Maintenance Records)

Head Upgrade:

- Stainless-Steel Sink, Corian® Countertop, Flexiteek Flooring

INDIVIDUAL OPTIONS

- Auxiliary Port for Video Gaming System
- Bow Thruster
- Canvas, Blue or White (In Lieu of Black)
- Canvas, Cockpit Cover
- Coast Guard Safety Kit
- Colored Hull (Blue, Black, Pewter) Bottom Paint - Required
- Dash, Gel Coated - Nickel
- Flooring, Flexiteek - Cockpit & Swim Platform
- Flooring, Wood - Galley & Companionway Steps
- Gray Water System
- Grill, Stainless Steel, Removable Gunwale-Mounted w/Mounting Base & Rod Holders (2)
- Icemaker, 120V - Cockpit
- Lighting, Underwater Swim Platform
- Macerator w/Seacock Interlock System
- Refrigerator, Cockpit - Dual-Voltage (120V/12V)
- Soft Top w/Fixed Aluminum Frame (In Lieu of Std. Bimini Top)
- Spotlight, 5" Remote-Controlled
- Stereo, Premium Cabin Sound System - AM/FM/CD/DVD Player (Separate from Cockpit), Upgraded Speakers, Amplifiers, Subwoofer & TV Surround Sound
- Stereo, Premium Cockpit Sound System w/Upgraded Component Speakers, Amplifiers, Subwoofer & Transom Stereo Remote
- Stereo Remote Control - Additional Unit on Transom
- Sun Pad w/Stainless-Steel Deck Runners, Beverage Holders & Headrest - Forward Deck
- Table, Cockpit Accessory - Removable Gunwale-Mounted w/Mounting Base & Rod Holders (2)
- TV, 26" Flatscreen - Salon
- TV, 10.4" LCD Flip-Down (12V) w/Remote DVD Player & Wireless Headphones - Mid-Berth
- Vacuum System, Central - 120V/60 Cycle (Beam®)
- V-Berth Fitted Sheet Set
- Windlass System, All Chain (In Lieu of Std. Rope/Chain)
- Windshield w/Stainless-Steel Frame
- Storage Cradle
- CE Option

STANDARD LAYOUT

